

Cliffside Industrial Estate, Askews Farm Lane, Grays

£60,000 pa

LET AGREED

Ali & Co are delighted to offer to let this fantastic steel frame newly built warehouse, located in a prime location with easy access to A13/M25, the premises offers a total 6090 sqft of useable space. Parking for upto 15 vehicles.

Available Now | Close To Town | Large Steel Frame Warehouse | Located in a Prime Location | Long Term Lease | Newly Built |

01375 806786

hello@aliandcoproperty.co.uk

Ali&Co
PROPERTY SERVICES





Newly Constructed Warehouse

Ali & Co are delighted to offer to let this fantastic steel frame newly built warehouse, located in a prime location with easy access to A13/M25, the premises offers a total 6090 sqft of useable space.

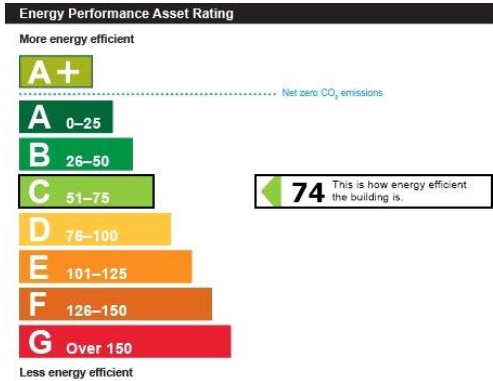
Newly constructed in 2023 the premises offers a large open space, mezzanine floor with multiple offices, staff toilets and staff kitchen.

Available immediately contact Ali & Co to arrange a viewing.

Deposit: £10,000







Whilst every effort is made to ensure the accuracy of these details, it should be noted that the measurements are approximate only. Floorplans are for representation purposes only and prepared according to the RICS Code of Measuring Practice by our floorplan provider. Therefore, the layout of doors, windows and rooms are approximate and should be regarded as such by any prospective tenant.